

HOW TO PLAN YOUR

NATIONAL NIGHT OUT BLOCK PARTY



SPRING HILL POLICE DEPARTMENT
police@springhillks.gov



INTRODUCTION

Together, we are making communities safer, more caring places to live.

National Night Out is an annual community-building campaign that promotes police-community partnerships and neighborhood camaraderie to make our neighborhoods safer, more caring places to live. National Night Out enhances the relationship between neighbors and law enforcement while bringing back a true sense of community. Furthermore, it provides a great opportunity to bring police and neighbors together under positive circumstances.

Planning a block party may seem like a daunting task, but fear not! With the help of this comprehensive guide, you'll find all the tools, tips, and inspiration you need to host a successful and enjoyable event. Whether you're a seasoned event organizer or a first-time neighborhood leader, this guide will equip you with the knowledge and confidence to plan an unforgettable National Night Out celebration.



Are you ready to create an event that will bring your neighbors closer, strengthen community ties, and make lasting memories? Let's get started on planning your National Night Out block party!

Getting Started




You don't have to do it alone! You have neighbors who would love to help out. Here's how to form a planning committee and keep your National Night Out event low cost.


Step 1: Start Talking with Your Neighbors


Engage your neighbors in conversations about National Night Out and gauge their interest in volunteering to help organize the event. Building a collaborative team will not only make the planning process more enjoyable but also ensure a variety of skills and perspectives.


Step 2: Roles on the Committee


Assign specific roles to committee members to divide responsibilities efficiently. Here are some key roles to consider:

 **Invitations/RSVPs:** Spread the word about the event by ensuring everyone in the neighborhood receives an invitation. Collect RSVPs to help plan for the number of attendees.

 **Food:** Remember, it doesn't have to be a full meal! Keep it simple by providing bottled water or organizing a potluck where neighbors bring a dish to share. Consider hosting the event after dinnertime and treat everyone to cookies, ice cream, or other frozen treats.

 **Supplies:** Save money by borrowing folding tables, coolers, and other necessary items from your neighbors. Encourage attendees to bring their own lawn chairs. Remember to have essentials like plates, napkins, wet wipes, and garbage bags on hand.

 **Activities:** Foster connections among neighbors by providing opportunities for everyone to learn more about each other. Simple gestures like name tags or a round of introductions where attendees share their names and a fun fact about their family can go a long way.

 **Games:** Engage the competitive spirit with friendly neighborhood games. Encourage neighbors who have cornhole, horseshoes, or other yard games to bring them. For a refreshing twist, organize a water balloon toss to beat the summer heat and showcase everyone's tossing skills.

Location & Registration

Choosing the right location sets the stage for an extraordinary National Night Out experience. Let's explore some enticing options that will bring neighbors closer than ever before!


1 Centralize the Fun: We encourage selecting a central location within your neighborhood. This could be a nearby park, a spacious cul-de-sac, or a neighbor's large yard. By keeping the festivities close to home, we amplify the sense of togetherness, reduce traffic and the need for parking and make it convenient for everyone to join the celebration.


2 Streets Alive: If you would like to close off a neighborhood street to accommodate your event, you'll need to fill out a block party permit application. It is available on the Police tab at springhillks.gov. Rest assured, our team at SHPD will work closely with Spring Hill Public Works to deliver and collect barricades, ensuring a safe and enjoyable event for all.


- ✓ Once you have chosen the perfect location for your National Night Out block party, it's time to make it official! Register online at <https://natw.org/registration/>. This will let SHPD know you're planning a party, and we will make arrangements to have officers attend your party.
- ✓ But wait, there's more! The Spring Hill Chamber of Commerce and Price Chopper have joined forces to make your party planning even sweeter. They are giving away \$25 gift cards to help cover some of your party costs (while supplies last).
- ✓ After you've registered your party, shoot an email to chamber@springhillks.org to claim your Price Chopper gift card.





Spreading the Word


 **Flyers and Door-to-Door Invitations:** Create eye-catching flyers with all the details and distribute them to every house in the neighborhood. Include tear-off slips for RSVPs or expressions of interest.


 **Neighborhood Social Media Groups:** Utilize platforms like Facebook or Nextdoor to create a dedicated group. Post about the party, share details, and encourage residents to join and invite others.


 **Email Lists or Newsletters:** Utilize existing neighborhood email lists or create one for announcements. Send personalized invitations and ask recipients to spread the word.

 **Personal Invitations and Phone Calls:** Knock on doors or make phone calls to personally invite neighbors. Address questions and build rapport.

 **Neighborhood Bulletin Boards:** Post flyers or announcements in community areas for maximum visibility.

 **Neighborhood Association or Watch Programs:** Collaborate with these groups to spread the word through newsletters or meetings.

 **Word of Mouth:** Encourage residents to share the party information with neighbors, friends, and coworkers.

 **Provide Contact Options:** Include an RSVP email address or phone number for responses and address any questions. Send a reminder closer to the event date to ensure everyone is informed.

Food & Beverages

Remember, the focus is on coming together as a community and enjoying each other's company. The food and refreshments should be a fun and tasty addition to the event, but they don't have to be extravagant. The most important thing is the sense of togetherness and the opportunity to build stronger bonds among neighbors. Here are some ideas for light and refreshing treats that will satisfy everyone's taste buds:

- **Ice Cream Social:** Set up an ice cream station with various flavors and toppings. Neighbors can create their own sundaes and enjoy a sweet treat on a summer evening.
- **Popcorn Bar:** Provide different flavors of popcorn and let everyone customize their own popcorn mix. Add fun toppings like caramel, cheese, or chocolate drizzle for extra flavor.
- **Lemonade Stand:** Quench everyone's thirst with a homemade lemonade stand. Offer a variety of flavors like classic lemonade, strawberry lemonade, or even a refreshing fruit-infused water station.
- **Potluck Style:** Encourage neighbors to bring a dish to share. This can be a simple potluck where everyone contributes a small dish or appetizer. It's a great way to showcase different culinary talents and create a diverse spread of delicious bites.
- **Grilling Get-Together:** If you prefer a cookout, consider a neighborhood-wide grilling event. Donations can cover the cost of the grilled goods and others can sign up to bring side dishes.


National Night Out is August 6, which will most likely provide warmer weather. Make sure that water is readily available to guests!


To keep things low-cost, you can ask neighbors to make a small contribution toward the event. A couple dollars from each house can go a long way! And don't forget to claim your \$25 Price Chopper gift card. Instructions are on page 4 of this guide.


Fostering fun & friendship


Prepare games and activities


Games and activities at your National Night Out block party can strengthen community bonds and create lasting memories. Here are some ideas to inspire unique and special experiences:


 Face Painting and Bubble Stations: Set up stations for face painting and bubble blowing, adding a touch of fun.


 Community Art or Word Project: Provide sidewalk chalk for neighbors to contribute to a collective mural or share one-word descriptions of the neighborhood atmosphere.


 Water Balloon Toss: Organize a water balloon toss game that promotes coordination, communication, and laughter among participants.

 Community Bingo: Play a bingo game featuring squares that describe hobbies and interests. Encourage interaction as participants mingle and mark off squares. We have created a Bingo card for Spring Hill located in the "Resources" section of this guide.

 Yard Games and Hobbies: Bring your favorite yard games or hobbies to share with neighbors, encouraging friendly competition and camaraderie.

 Share Contact Information: Create a contact list for neighbors to exchange names, phone numbers, and email addresses, fostering ongoing communication and support.

 Consider Themes or Contests: Incorporate fun themes or contests such as "Best Decorated Bike" or "Most Creative Potluck Dish" to engage attendees and add an extra element of excitement.

 Music and Entertainment: Invite a neighbor to bring a mobile speaker for family-friendly music or showcase a neighbor's musical talent by providing live music during the event.

Remember to tailor the games and activities to the age range and interests of your attendees. Provide clear instructions, ensure a safe environment, and encourage participation. Let your imagination and the unique spirit of your neighborhood guide you in creating a memorable event that brings neighbors closer together.

Building Bridges

Meaningful Discussions for a Stronger Community

Remember, the true magic of National Night Out lies not only in the fun and laughter we share but also in the meaningful connections we form. But beyond the festivities, this special event serves as a catalyst for something even more significant: building a stronger and more connected community. By engaging in meaningful conversations, we can foster understanding, forge new friendships, and strengthen the bonds that make our neighborhood a welcoming and supportive place to call home.

Neighborhood Safety: Discuss ways to enhance safety and security in the community. Share tips on crime prevention, neighborhood watch programs, and home security measures.

Community Resources: Exchange information about local resources such as community centers, libraries, parks, and recreational activities. Discuss upcoming events or initiatives happening in the neighborhood.

Emergency Preparedness: Talk about emergency preparedness plans for the neighborhood. Share tips on creating emergency kits, developing communication strategies during emergencies, and identifying evacuation routes.

Local Services: Share recommendations and experiences with local services such as contractors, babysitters, pet care, or maintenance professionals. This can be a great way to support local businesses and build trust among neighbors.

Community Events: Talk about upcoming community events, festivals, or fundraisers. Share information about volunteering opportunities, local clubs or organizations, and ways to get involved in community activities.


Neighborhood Support: Discuss ways to support one another in times of need. Share information on neighborhood assistance programs, volunteer groups, or initiatives that provide support to elderly or vulnerable residents.

Here's a list of questions you can ask your neighborhood residents to get to know them better and spark interesting conversations:

- Who has lived in the neighborhood the longest? What changes have you seen over the years?
- Who is the newest resident in the neighborhood? What attracted you to this community?
- Who has the most children in their household? How has raising a family in this neighborhood been?
- Does anyone in the neighborhood play a musical instrument? What instrument do you play, and do you ever perform for others?
- Who has the most green thumb? Do you enjoy gardening or have any tips for maintaining a beautiful yard?
- Who loves to cook or bake? What's your favorite dish or recipe to share with neighbors?
- Who is the most adventurous in the neighborhood? Have you gone on any exciting trips or outdoor adventures recently?
- Does anyone have a unique hobby or talent they would like to share? What inspired you to pursue it?
- Who enjoys fitness and staying active? What activities or exercises do you like to do to stay in shape?
- Who is the most artistic or crafty in the neighborhood? Do you enjoy painting, sculpting, knitting, or any other creative pursuits?
- Who is the go-to person for tech help in the neighborhood? Are there any cool gadgets or apps you can recommend?
- Who is the biggest sports fan in the neighborhood? Which teams do you support, and do you attend any games or events?
- Who loves reading? What book or genre would you recommend to your neighbors?
- Who is the ultimate pet lover? Do you have any pets, and what are their names and breeds?
- Who is a master chef on the grill? Do you have any special recipes or grilling techniques to share?
- Who enjoys DIY projects or home improvement? Have you completed any exciting renovations or improvements lately?
- Who is the most knowledgeable about local history? Can you share any interesting stories or trivia about the neighborhood?
- Who is passionate about volunteering or community service? Which organizations or causes do you support, and how can others get involved?
- Who is the most outdoorsy in the neighborhood? Do you enjoy hiking, camping, or any other outdoor activities?

RESOURCES

Checklist

No	TASKS	
1	Form a committee and delegate tasks	<input type="checkbox"/>
2	Choose a date and time for the party	<input type="checkbox"/>
3	Register at https://natw.org/registration/	<input type="checkbox"/>
4	Register party on Spring Hill Chamber of Commerce calendar	<input type="checkbox"/>
5	Email sharon@springhillks.org for your \$25 Price Chopper gift card	<input type="checkbox"/>
6	Invite your neighbors	<input type="checkbox"/>
7	Submit Block Party Permit with SHPD if planning on closing street	<input type="checkbox"/>
8	Determine food and beverages to be served	<input type="checkbox"/>
9	Plan activities and games for all ages	<input type="checkbox"/>
10	Gather any necessary supplies or equipment	<input type="checkbox"/>
11	Ensure proper waste disposal with garbage and recycling bins	<input type="checkbox"/>
12	Send out reminders to attendees	<input type="checkbox"/>
13	Relax and enjoy the event!	<input type="checkbox"/>



BLOCK PARTY BINGO



GET TO KNOW YOUR NEIGHBORS AND WRITE THE NAME OF
SOMEONE WHO MATCHES THE PROMPT IN EACH SQUARE!

LOVES TO COOK <hr/>	ENJOYS RUNNING <hr/>	HAS LIVED IN SPRING HILL THEIR ENTIRE LIFE <hr/>	MEMBER OF A LOCAL CLUB/ ORGANIZATION <hr/>	ENJOYS PHOTOGRAPHY <hr/>
HAS MORE THAN ONE PET <hr/>	HAS A GREEN THUMB <hr/>	PLAYS A MUSICAL INSTRUMENT <hr/>	TECH-SAVVY <hr/>	ENJOYS DIY OR HOME IMPROVEMENT PROJECTS <hr/>
LOVES READING <hr/>	ENJOYS RUNNING <hr/>	SPRING HILL POLICE OFFICER <hr/>	INVOLVED WITH THE SCHOOL DISTRICT <hr/>	CURRENTLY OR PREVIOUSLY ON A BOARD/ COMMISSION <hr/>
INVOLVED IN SPORTS <hr/>	DIDN'T GROW UP IN SPRING HILL <hr/>	LOVES ANIMALS <hr/>	LOVES TRIVIA <hr/>	KANSAS CITY SPORTS FAN <hr/>
HAS A UNIQUE HOBBY OR INTEREST <hr/>	FIRST TIME ATTENDING NATIONAL NIGHT OUT <hr/>	HAS A COLLECTION <hr/>	MOVIE OR TV SHOW BUFF <hr/>	HAS A HIDDEN SKILL OR TALENT <hr/>

SPRING HILL POLICE DEPARTMENT



SPRING HILL POLICE DEPARTMENT



SPRING HILL POLICE DEPARTMENT

