

# Memorandum

**To:** Governing Body  
**From:** Melanie Landis, Assistant City Administrator  
**Re:** City of Spring Hill Sales Tax Reports

---

Sales and use taxes contribute approximately 1/3 of the general fund budget as well as fund special projects and purchases. The attached reports provide a summary and comparison look at this revenue source. Sales tax distributions are received two months after the sales occurred so March sales tax receipts for the City represent sales tax collected for January sales.

**Local Sales Tax - City of Spring Hill (page 1)** – This report is a monthly breakdown of sales tax receipts within the City of Spring Hill and includes only city sales tax.

**Sales Taxes – All Sources (page 2)** – This report includes all sources of sales and use taxes with historical data as well as a current month comparison. The special safety and school sales taxes for Johnson County are included in the forecast totals to better reflect what is available in the general fund.

Included in this report is a Designated Purpose section which reports the collections for the:

- Special City sales and use tax went into effect April 2009 for recreation purposes. This is a general sales tax and has no sunset. These collections are held separately in a sales tax fund and are currently being used to make the principal and interest payments of the general obligation bonds for the Spring Hill Aquatic Center and Veterans Park.
- Special Johnson County safety sales and use tax which went into effect in April 2017. Johnson County shares their portion of sales tax collected with the cities within the County. These collections are held separately in a sales tax fund and are dedicated to specific projects or equipment each budget cycle.

**Sales Taxes – All Sources (page 3)** – This report is a breakdown and comparison of monthly collection for each major source of sales and use taxes.

Questions regarding the monthly reports or the use of a sales tax source should be directed to Melanie Landis, Assistant City Administrator. Thank you.



900 SW Jackson St. Suite 201  
Topeka, Kansas 66612-1235

STATE OF KANSAS  
**Jake LaTurner**  
TREASURER

TELEPHONE  
(785) 296-4153

MELANIE LANDIS  
401 N MADISON P O BOX 424  
SPRING HILL, KS 66083-0424

**August 25, 2020**

Dear Ms Landis,

This is notice of a distribution from the State Treasurer for Spring Hill, City Of. Our system sends email notices as soon as a distribution has been completed. You may have the emails sent to as many contacts as you like. Please call our office at 785-296-4153 to add or modify email addresses for your notifications.

You will receive an EFT to settle 08/28/2020. The details are as follows:

Detail Description	County	Amount
<b>Aug 2020 Compensating Use Tax</b>		
City Tax File	Johnson	44,808.23
Ovstr Spring Hill (jo) City Share Cnty Tax	Johnson	2.33
Ovstr Spring Hill (jo) City Share 2nd Spcl	Johnson	0.58
Ovstr Spring Hill (jo) City Share 3rd Spcl	Johnson	0.58
Ovstr Spring Hill (jo) Cnty Share 4th Spcl	Johnson	0.58
City Share From County Tax	Miami	6,583.28
City Share From County Tax	Johnson	9,345.63
City Share From 2nd County Special	Johnson	2,336.41
City Share From 3rd County Special	Johnson	2,336.41
4th Special County Share	Johnson	2,336.40
<b>Total for Aug 2020 Compensating Use Tax:</b>		<b>\$67,750.43</b>
<b>Aug 2020 Sales Tax</b>		
City Tax File	Johnson	120,919.11
Ovstr Spring Hill (jo) City Share Cnty Tax	Johnson	74.08
Ovstr Spring Hill (jo) City Share 2nd Spcl	Johnson	18.52
Ovstr Spring Hill (jo) City Share 3rd Spcl	Johnson	18.52
Ovstr Spring Hill (jo) Cnty Share 4th Spcl	Johnson	18.52
City Share From County Tax	Miami	23,517.77
City Share From County Tax	Johnson	32,494.04
City Share From 2nd County Special	Johnson	8,123.54
City Share From 3rd County Special	Johnson	8,123.54
4th Special County Share	Johnson	8,123.49
<b>Total for Aug 2020 Sales Tax:</b>		<b>\$201,431.13</b>
<b>Grand Total Amount:</b>		<b>\$269,181.56</b>

Additional information can be found at [https://kansasstatetreasurer.com/dist\\_search.php](https://kansasstatetreasurer.com/dist_search.php) or contact our office at 785-296-4153 or [fiscal@treasurer.ks.gov](mailto:fiscal@treasurer.ks.gov).

Sincerely,

A handwritten signature in blue ink that reads "Shauna Wake". The signature is written in a cursive style with a large initial 'S'.

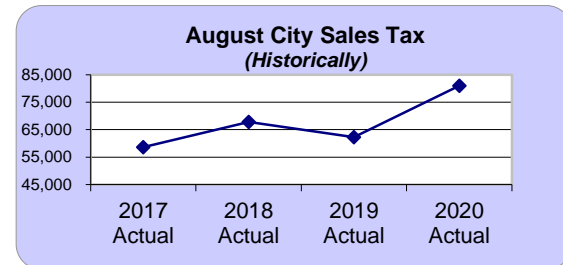
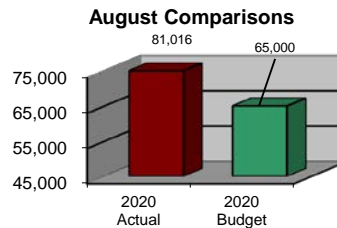
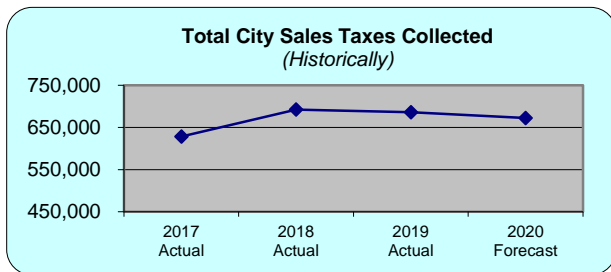
Shauna Wake  
Director Of Fiscal Services

## SALES TAX RECEIPTS City of Spring Hill

This report is a monthly breakdown of sales tax receipts within the City of Spring Hill and is representative of the sales tax collected by Spring Hill businesses only. This information is important in realizing the effect of the current economic conditions on local retailers.

	2017 Actual	2018 Actual	2019 Actual	2020 Actual	Change from 2019	2020 Budget	2020 actual compared to budget	2020 Forecast
<b>January</b>	46,051	49,022	54,768	47,897	(6,870)	55,000	(7,103)	47,897
<b>February</b>	51,423	51,912	50,955	58,668	7,713	56,000	2,668	58,668
<b>March</b>	53,860	52,484	46,864	55,324	8,460	54,000	1,324	55,324
<b>April</b>	43,921	48,478	45,858	54,026	8,168	54,000	26	54,026
<b>May</b>	51,090	64,491	51,449	55,119	3,669	52,000	3,119	55,119
<b>June</b>	49,002	56,270	58,266	66,614	8,348	60,000	6,614	66,614
<b>July</b>	51,776	61,832	58,089	60,608	2,519	60,000	608	60,608
<b>August</b>	58,636	67,831	62,318	81,016	18,698	65,000	16,016	81,016
<b>September</b>	55,503	62,477	70,208			72,000		52,656
<b>October</b>	62,778	63,212	57,906			60,000		43,429
<b>November</b>	54,430	57,245	68,426			70,000		51,320
<b>December</b>	49,948	57,009	60,798			63,000		45,599

<b>TOTALS:</b>	<b>628,417</b>	<b>692,261</b>	<b>685,905</b>	<b>479,272</b>	<b>50,704</b>	<b>721,000</b>	<b>23,272</b>	<b>672,275</b>
	4.7%	10.2%	-0.9%	11.8%				-6.8%
	----- Total inc / (dec) over previous year -----							



**NOTE:**

Distribution of sales tax is two months *after* the actual retail sales transactions occur.  
Forecast is based on estimate of 25% reduction for August - December distributions.

## SALES AND USE TAX

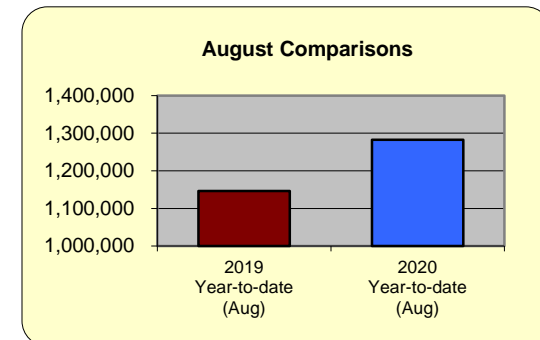
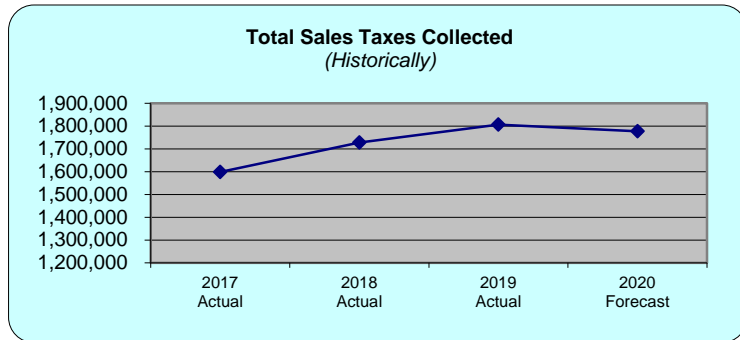
### Johnson and Miami Counties

August 2020 ~ 67% of year complete

This report includes all sources of sales and use taxes with historical data as well as a current month comparison.

<u>GENERAL PURPOSE</u>	2017 Actual	2018 Actual	2019 Actual	2019 Year-to-date (Aug)	2020 Year-to-date (Aug)	Chg from 2019 Y-T-D (Aug)	2020 Budget	2020 Forecast	% Budget Collected thru Aug
City Sales Tax	628,417	692,261	685,905	428,567	479,272	50,704	721,000	672,275	66.5%
City Compensating Use Tax	191,395	199,738	218,864	132,631	176,632	44,002	205,000	241,307	86.2%
Miami County Sales Tax	202,441	216,286	225,733	145,840	161,241	15,401	233,700	221,161	69.0%
Miami County Use Tax	39,043	44,715	47,727	30,471	39,358	8,887	47,150	52,300	83.5%
Johnson County Sales Tax	295,889	315,814	346,001	225,201	225,175	(27)	340,300	315,774	66.2%
Johnson County Use Tax	62,386	66,935	74,435	49,041	58,859	9,818	69,700	77,905	84.4%
Special Johnson County - Safety	89,569	95,688	103,830	67,282	71,009	3,727	97,300	98,420	73.0%
Special Johnson County - School	89,569	95,688	103,830	67,282	71,009	3,727	97,300	98,420	73.0%
	<b>1,598,709</b>	<b>1,727,123</b>	<b>1,806,326</b>	<b>1,146,315</b>	<b>1,282,554</b>	<b>136,239</b>	<b>1,811,450</b>	<b>1,777,562</b>	<b>70.8%</b>
	2.1%	8.0%	4.6%			11.9%		-1.9%	
	----- Total inc / (dec) over previous year -----								

<u>DESIGNATED PURPOSE</u>	2017 Actual	2018 Actual	2019 Actual	2019 Year-to-date (Aug)	2020 Year-to-date (Aug)	Chg from 2019 Y-T-D (Aug)	2020 Budget	2020 Forecast	% Budget Collected thru Aug
Special Johnson County - Safety	52,568	95,497	103,830	67,281	71,008	3,727	106,875	98,419	66.4%
Special City Sales & Use Tax	403,788	439,342	445,633	276,411	323,057	46,646	456,590	449,974	70.8%



**Note:** Distribution of sales tax is two months after the actual retail sales transactions occur.

## SALES TAX RECEIPTS

### City of Spring Hill - General Purpose

This report includes major sources of sales and use tax with a monthly comparison of the previous year.

	City				Miami County				Johnson County				Monthly % inc. over 2019
	Sales Tax		Use Tax		Sales Tax		Use Tax		Sales Tax		Use Tax		
	2019 Actual	2020 Actual	2019 Actual	2020 Actual	2019 Actual	2020 Actual	2019 Actual	2020 Actual	2019 Actual	2020 Actual	2019 Actual	2020 Actual	
January	54,768	47,897	17,746	18,859	19,359	18,635	4,110	4,798	33,520	29,290	6,422	7,082	-6.9%
February	50,955	58,668	20,551	27,595	18,992	21,015	4,230	6,254	29,960	32,294	6,793	8,894	17.7%
March	46,864	55,324	11,119	18,646	15,095	17,545	3,350	4,382	24,394	25,623	5,692	6,694	20.4%
April	45,858	54,026	12,085	14,029	16,107	19,130	3,131	4,133	24,270	26,809	5,048	6,233	16.8%
May	51,449	55,119	15,021	27,229	20,179	18,910	3,756	3,857	27,062	25,505	6,085	6,412	10.9%
June	58,266	66,614	15,014	28,793	18,088	21,057	3,699	4,507	27,101	25,451	5,708	7,028	20.0%
July	58,089	60,608	25,385	21,563	18,134	21,432	4,149	4,843	28,839	27,634	7,276	7,168	1.0%
August	62,318	81,016	15,710	30,022	19,886	23,518	4,047	6,583	30,056	32,568	6,018	9,348	32.6%
September													
October													
November													
December													

<b>2020 Total</b>	<b>\$479,272</b>	<b>\$186,735</b>	<b>\$161,241</b>	<b>\$39,358</b>	<b>\$225,175</b>	<b>\$58,859</b>
<b>2019 Total</b>	<b>\$428,567</b>	<b>\$132,631</b>	<b>\$145,840</b>	<b>\$30,471</b>	<b>\$225,201</b>	<b>\$49,041</b>
	11.83%	40.79%	10.56%	29.17%	-0.01%	20.02%